



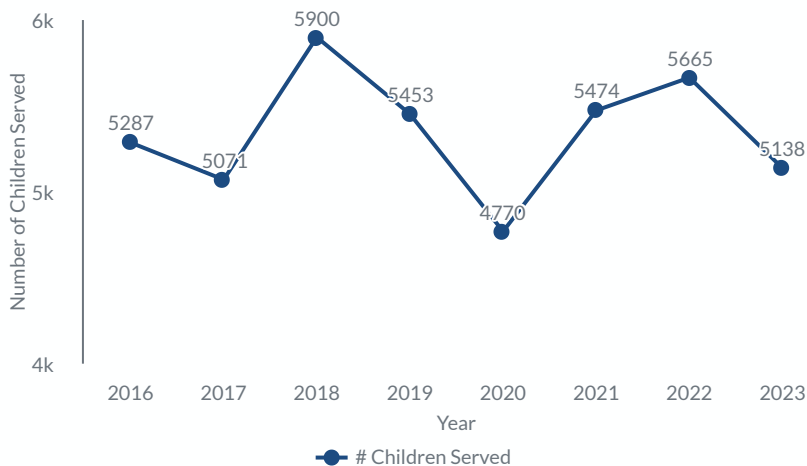
# Maryland Child Advocacy Center 2023 Data

As reported by 24 Maryland CACs between January - December 2023

**5,138** Total children served

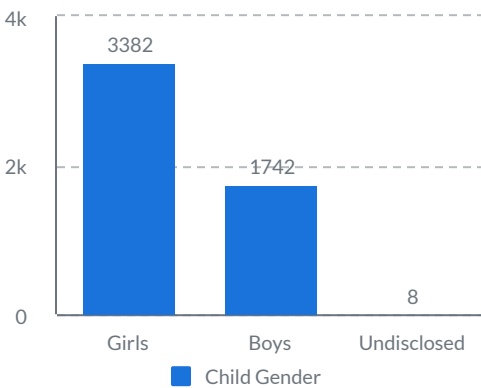
Member CACs <b>24</b> (100%)		
Accreditation Status		
<b>17</b> Accredited	<b>6</b> Associate	<b>1</b> Affiliate
Organizational Types		
<b>79%</b> (Government-based)	<b>21%</b> (Nonprofit)	

## Children served by Maryland CACs between 2016 and 2023

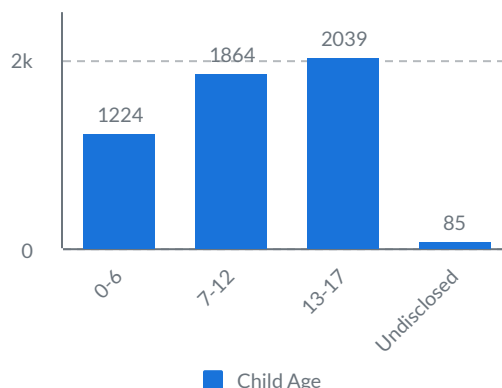


## Demographic Breakdown

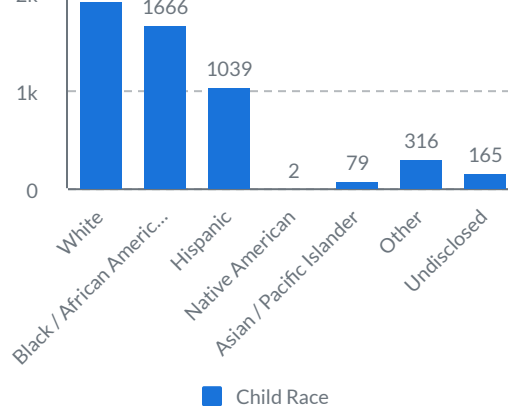
### Child Gender



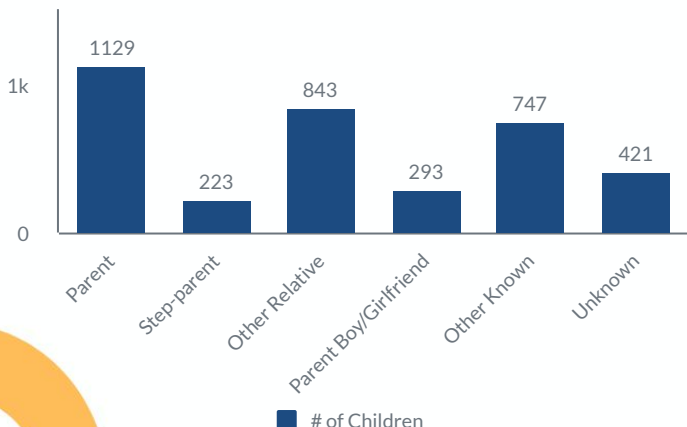
### Child Age



### Child Race



## Offender Relationship



Sexual abuse continues to be the primary allegation investigated by Maryland CACs, representing **64.9%** of cases in 2023.

Member CACs provided **9,532** instances of prevention services to children and adults  
**+7.14%** from 2022

Member CACs provided **2,315** case management services to children and **1,820** case management services to adults