



Maryland Children's Alliance 2022 Data

As reported by 24 CACs between January - December 2022

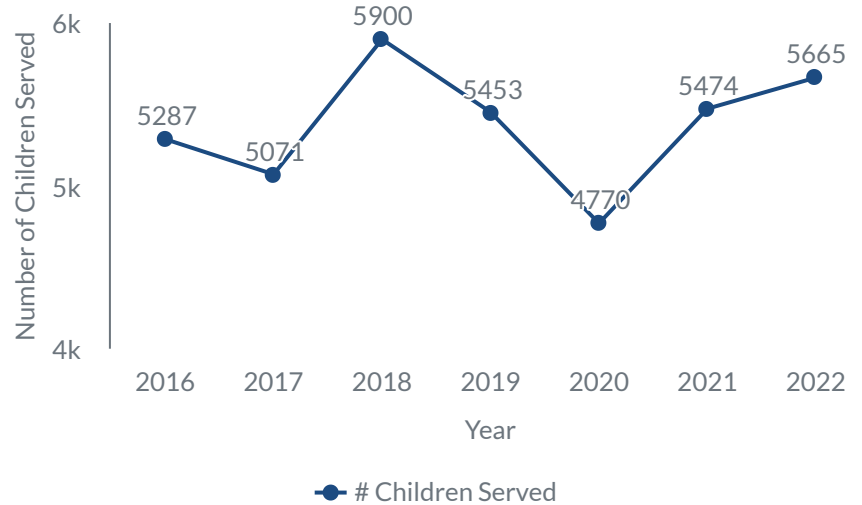
Total children served
5,665
(+3.49% increase from 2021)

Member CACs
24
(100%)

Accreditation Status
17 Accredited **5** Associate **1** Affiliate

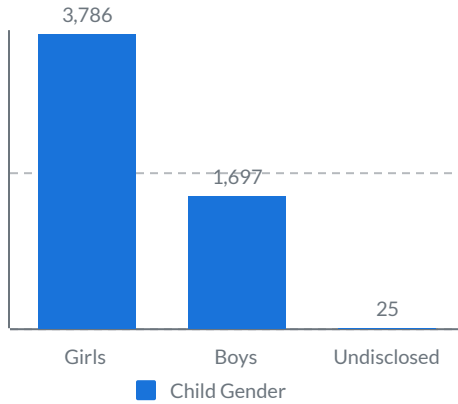
Organizational Types
79% (Government-based) **21%** (Nonprofit)

Trends in children served by CACs between 2016 and 2022

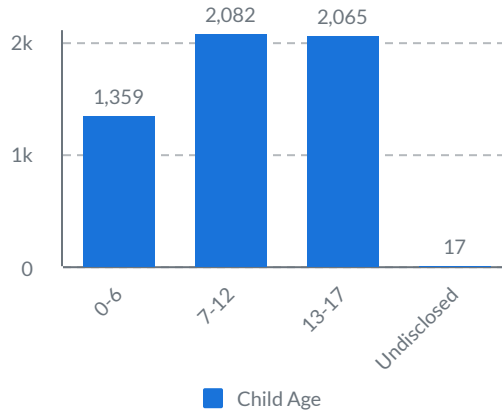


Demographic Breakdown

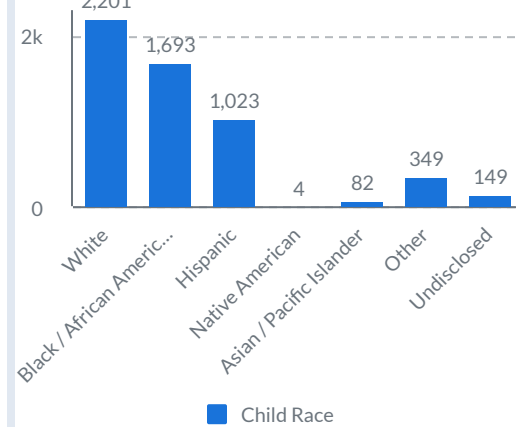
Child Gender



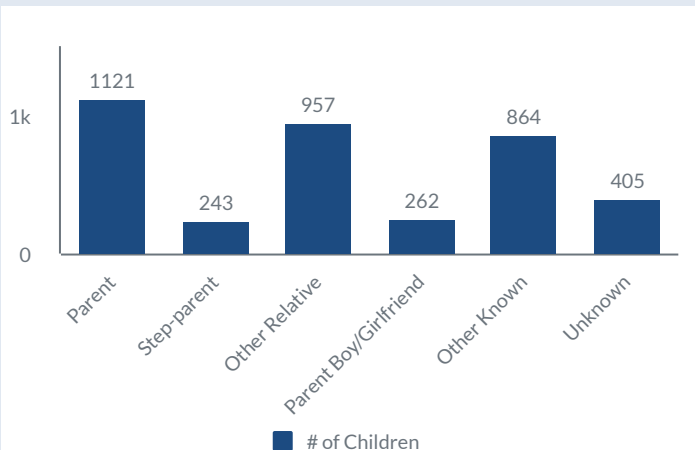
Child Age



Child Race



Offender Relationship



Sexual abuse continues to be the primary allegation investigated by the CACs, representing **63.8%** of cases in 2022. Physical abuse (13.68%), Criminal Neglect (6.89%), Witness to Violence (1.98%), Witness to Drugs (.32%), and Other (9.72%) represent other allegations investigated by CACs. "Other" abuse may include multiple forms of abuse, psychological abuse, or trafficking.

Member CACs provided

7,098

instances of prevention services to children

1,799

instances of prevention services to adults

Member CACs provided

3,002

case management services to children

1,039

case management services to adults

